

| IT | QTY | PART NAME | MATERIAL |
|----|-----|-----------------|-----------------------------|
| NP | 1 | Name Plate | F316 |
| 1 | 1 | Handle | Carbon Steel + Epoxy Coated |
| 2a | 1 | Handle nuts | F304 |
| 2b | 1 | | |
| 3 | 1 | Packing ring | Graphite |
| 4 | 2 | Spring washers | F316 Treated |
| 5 | 1 | Antistatic stem | F316/F316L Dual Certified |
| 6 | 1* | Gland packing | F316 |
| 7 | 1 | Thrust washer | PTFE |
| 8 | 1 | "O" ring stem | Viton |
| 9 | 1 | Ball | F316/F316L Dual Certified |
| 10 | 2 | Seats | RPTFE (Carbon/Graphite) |
| 11 | 2 | 1st Body seals | RPTFE (Carbon/Graphite) |
| 12 | 1 | Body | A350 LF2 |
| 13 | 2 | End connections | A350 LF2 |
| 14 | 1 | Stop-pin | F316 |
| 16 | 8 | Bolts | A320 L7+Zinc Plated |
| 17 | 1 | Stop washer | F304 |
| 18 | 2 | 2nd Body seals | Graphite |

* DN20- $\frac{3}{4}$ " quantity 2pcs

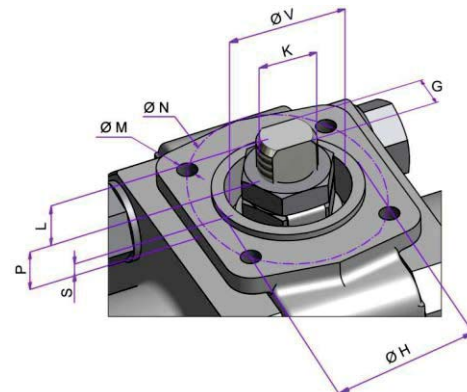
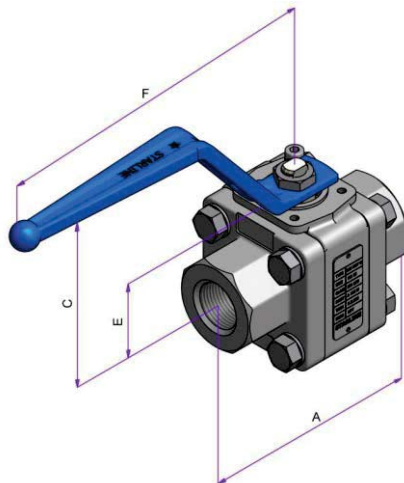
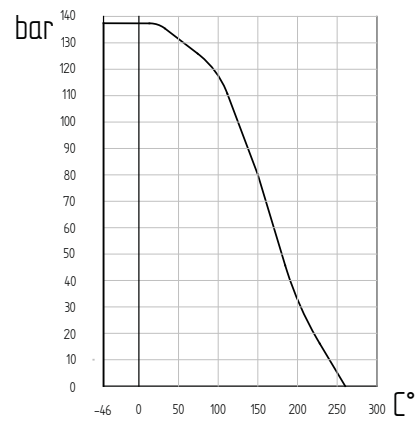
Recommended Spare Parts for Start-Up or Commissioning

Construction

- Floating ball
- Full Bore
- Soft Seat
- 3-piece construction
- Antistatic Stem
- Blow-out proof stem
- Bidirectional
- Double body seal
- Triple stem seal

General Features

- PED Cat III Mod H
- Firesafe
- Atex II 2 GD
- TA-Luft
- ISO15848 Rate B
- ISO5208 rate A
- SIL 3
- NACE MR0175/MR0103
- Country of Origin: Italy



| SIZE | DIMENSIONS [mm] | | | | | | | WEIGHT | TORQUE | SIZE | DIMENSIONS [mm] | | | | | | | ISO5211 | | |
|------|-----------------|------|------|-----|------|-------|------|--------|--------|--------|-----------------|-----|-----|----|----------|-----|----|---------|-------|-----|
| DN | A | BORE | C | E | F | | [kg] | [Nm] | DN | L | P | S | V | K | G | H | N | M | | |
| 8 | 1/4" | 75 | 11,1 | 79 | 30,5 | 144 | 1 | 11 | 8 | 1/4" | 3,6 | 5,4 | 1,5 | 21 | M10x1 | 5,5 | 25 | 36 | M5x8 | F03 |
| 10 | 3/8" | 75 | 11,1 | 79 | 30,5 | 144 | 1 | 11 | 10 | 3/8" | 3,6 | 5,4 | 1,5 | 21 | M10x1 | 5,5 | 25 | 36 | M5x8 | F03 |
| 15 | 1/2" | 80 | 14,2 | 81 | 32,5 | 144 | 1,2 | 15 | 15 | 1/2" | 3,6 | 5,9 | 1,5 | 21 | M10x1 | 5,5 | 25 | 36 | M5x8 | F03 |
| 20 | 3/4" | 100 | 20,5 | 98 | 39 | 172,5 | 2,3 | 23 | 20 | 3/4" | 9 | 5 | 1,5 | 25 | M12x1,25 | 7,5 | 30 | 42 | M5x8 | F04 |
| 25 | 1" | 110 | 25,4 | 100 | 38 | 172,5 | 3,2 | 32 | 25 | 1" | 10 | 10 | 1,5 | 25 | M12x1,25 | 7,5 | 30 | 42 | M5x8 | F04 |
| 32 | 1 1/4" | 120 | 31,7 | 110 | 43,5 | 218 | 4,5 | 38 | 32 | 1 1/4" | 13 | 14 | 1,5 | 30 | M15x1,5 | 8,9 | 35 | 50 | M6x10 | F05 |
| 40 | 1 1/2" | 140 | 38 | 112 | 47,5 | 218 | 5,3 | 44 | 40 | 1 1/2" | 14 | 14 | 1,5 | 30 | M15x1,5 | 8,9 | 35 | 50 | M6x10 | F05 |

Torque values have been measured ΔP at max rating at room temperature (It must be understood that many factors can influence the torque)

Dimensions and weights are subject to change without notice.

Face to face dimensions not listed in industry standards are subject to change without notice.